



MARINER 2700
29 kW
50 Hz

MARINER 2701
34 kW
60 Hz

Control Panel

The gen-set control panel was designed to include, in one single panel, the switches, control devices and the protection devices. The components are the following :

- Engine cut-off module for automatic stop of engine in case of high water temperature, low oil pressure, high alternator temperature.
- Hour-meter.
- Start-stop button.
- Breaker for protection against of overload or short circuit.
- Thermal switch.

Engine

- Easy access in case of maintenance to the feeding system and lubrication, of the sea/water pump and the air filter.
- Safety stop in case of low oil pressure.
- Safety stop in case high water/exhaust gas temperature.
- Oil and fuel filters of easy access.

Alternator

- Synchronous, 4 poles, brush less self-excited, electronic voltage regulator (AVR)
- Rotor and stator epoxy resin coated against external agents.
- Rotor dynamically balanced.
- Insulation class H.

Soundproof cabin

A new project engineering design with a new very light structure of painted marine aluminum plate, type 5754 with high resistance to external agents.

Good accessibility inside canopy makes the interventions of maintenance easier also with generator installed in narrow sites.

Engine	50 Hz	60 Hz
Model	Yanmar 4TNV98	
Type	Diesel 4 stroke	
Cylinders (nr.)	4	
Cylinder block material	Cast iron	
Bore (mm. - in.)	98 - 3.8	
Stroke (mm.- in.)	110 - 4.3	
Displacement (cc. - CID)	3319 - 169.4	
Power (hp)	47	56
RPM	1500	1800
Compression ratio	18:1	
Combustion system	Direct injection	
Engine head material	Cast iron	
Speed governor	Centrifugal mechanical	
Lubrication system	Forced	
Oil sump capacity with filter(l -gl)	10.5 - 2.3	
Engine stop system	Stop solenoid	
Fuel pump	Electronic	
Fuel pump discharge (cm - ft)	70	
Fuel consumption (l/h - gl/h)	10.8 - 2.5	12.4 - 2.8
Air intake (l/h - gl/h)	2500 - 547	3000 - 656
Starting battery (Ah - V)	80 - 12	
Battery charger (A-V)	40 - 12	
Starter (kW-V)	2.3 - 12	
Max. inclination	30°	
Water pump flow (l/min. - gl/min.)	40 - 8.8	45 - 9.9

Alternator	50 Hz	60 Hz
Type	Synchronous, 4-poles, brushless self-excited	
Regulation	Electronic	
Cooling	Air	
Voltage (V)	115 - 230	120 - 240
Frequency (Hz)	50	60
Amps	252 - 126	283 - 141
Max. power (kW)	29	34
Continuous power (kW)	27	31
Power factor (cos ϕ)	1	
Insulating class	H	
Voltage stability	±2%	
Frequency stability	±5%	

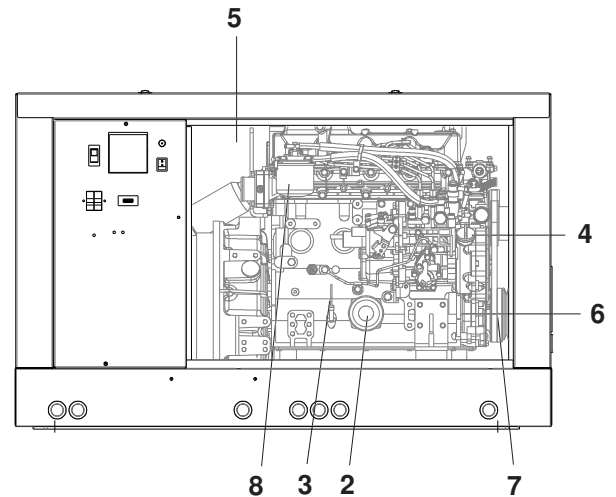
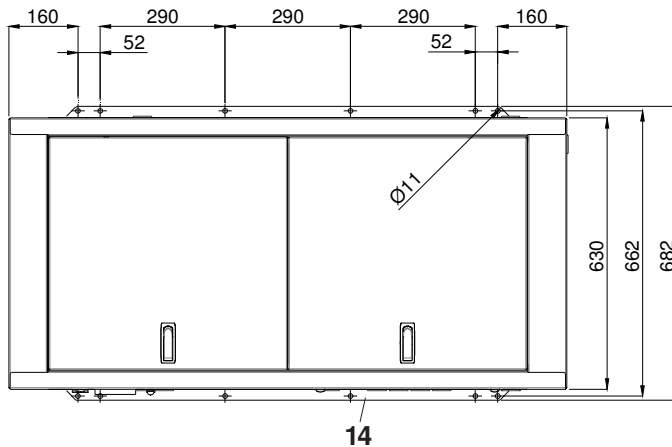
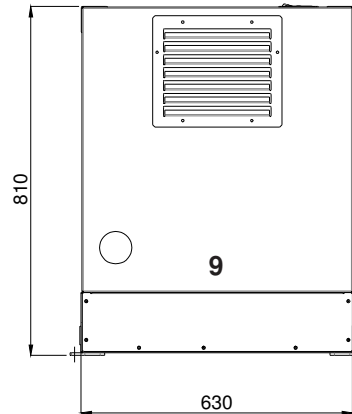
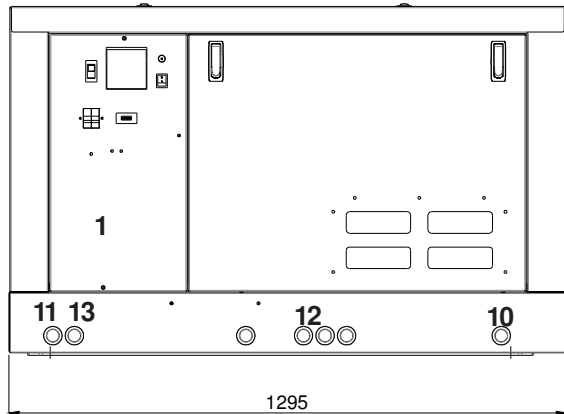
Cooling system

The cooling of the engine is based on a closed inner flow of coolant.

The system is based on a heat exchanger seawater/coolant type, of cupronickel, where the thermal exchange occurs between the two liquids.

Two separate pumps contribute to the flow of the coolant and the sea water.

	50 Hz	60 Hz
Dimension (Length x Width x Height.)	1295x630x810mm - 50x25x32 (in.) (with soundproof box)	
Weight	625 Kg. - 1388 (lb) (with soundproof box)	
Noise Level	56 dB _A at 7mt (23 ft)	58 dB _A at 7mt (23 ft)



- 1 - Control panel
- 2 - Oil filter cartridge
- 3 - Oil dipstick
- 4 - Oil top up cap
- 5 - Air filter
- 6 - Engine water pump
- 7 - Seawater pump

- 8 - Fuel filter
- 9 - Sea outlet (ø 75mm)
- 10 - Sea inlet (ø 25mm)
- 11 - Battery connection
- 12 - Fuel tank connection (ø 8mm)
- 13 - Electric cable connection
- 14 - Fixing brackets

FITTINGS

EXHAUST GAS KIT

SIPHON BREAK

W.G. SEPARATOR KIT

REMOTE CONTROL PANEL WITH INSTRUMENTS

*This drawing is only a reference and is not indicatly for the installation. For more information, you may contact your local dealer or **mase** generators S.p.A..*

mase generators S.p.A. reserves the right to change the design or specifications without notice and without any obligations or liability whatsoever. For more information, you may contact your local **mase** dealer.

Dealer: