

# MARINE DIESEL ENGINES



## 6CX-GTYE 265~294kW(360~400mhp)

### Now you can get REAL performance with REAL space saving

#### Think a new about diesel power for Workboats !

The 6CX-GTYE is a high speed performer with more pep and style than has ever gone into any work engine 360hp at a fast 2600rpm. It'll get you where you're going quicker and skip through daily jobs, saving more time and money than you'd ever expect.

Its pedigree includes a full family of the world's hardest working diesels plus the injection of high speed technology from a famous line of sporty performers. This includes such top-of-the-line features as a special super-pressure injection pump to make combustion cleaner, especially at low speeds; a boost compensator to reduce black smoke, and an ultra-efficient turbocharger.

#### Just as tough.

All this has been done without losing any of the traditional toughness of Yanmar diesels and without adding our operating costs.

#### Lighter for more payload.


What's even better is that all this performance comes to you in one of the most compact, lightweight packages.

#### Extra space opens up all over the place.

Its sleek lines feature an all-flat top design to make the 6CX-GTYE the lower profile engine in its size range. Cabins can be larger, deck space more open, work area much wider.

#### Feature packed.

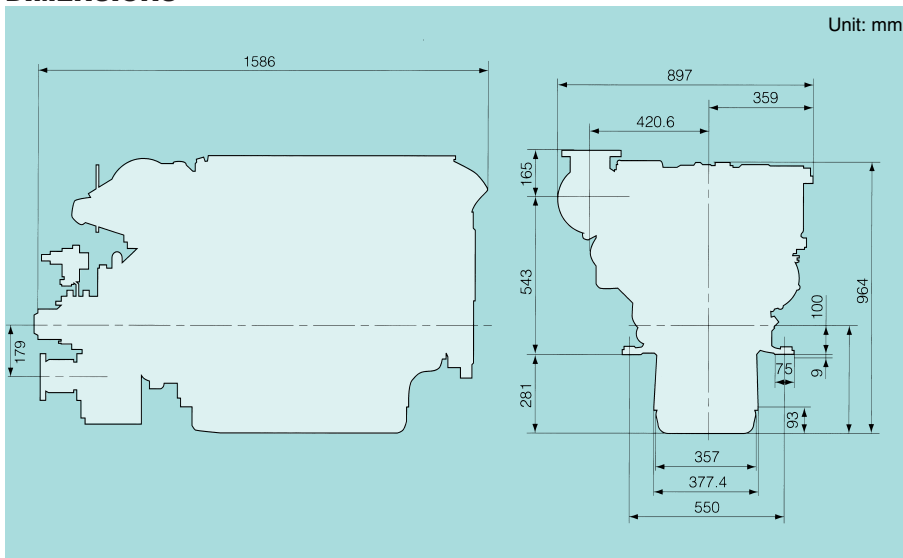
- 4 valves per head promote efficient air/gas flow, higher output.
- Yanmar's own marine gear ideally balances power transmission.
- Maintenance is made easy with features like inspection hatches.
- High stability body rides on vibration-absorbing mounts. Newly developed flexible-mounts can also be chosen as an option.



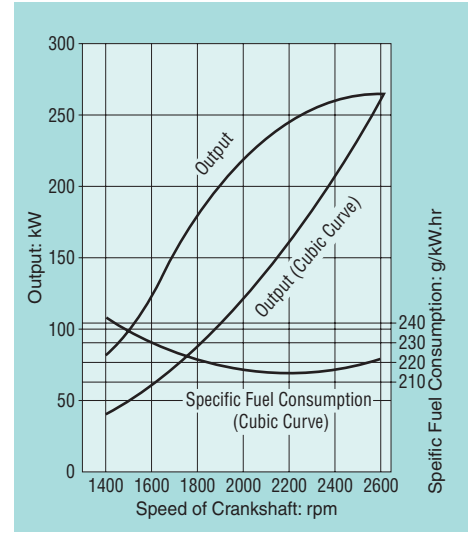
## SPECIFICATIONS

Model (without marine gear)		<b>6CX-GTYE</b>			
Type	4-cycle, vertical, turbo-charged, water cooled diesel engine				
Number of cylinders	6 in-line				
Bore x stroke	mm(in)	110 x 135(4.33 x 5.12)			
Displacement	lit.(cu.in)	7.413(452.3)			
Rated output kW(mhp)/min <sup>-1</sup>	M	265(360)/2600			
	L	294(400)/2700			
Fuel consumption	gr/hp·hr	215			
Direction of rotation	Counterclockwise viewed from stern				
Combustion system	Direct injection				
Cooling system	Fresh water cooling with seawater & fresh water pumps				
Lubricating system	Forced lubrication with gear pump				
Starting system	Electric starting motor (DC 24V)				
Marine gear	Model	<b>YX-71-1</b>			
	Type	Hydraulic multi-disc clutch, wet type			
	Reduction ratio	2.07	2.58	2.91	
	Propeller shaft speed	rpm	1255	1006	894
	Direction of rotation	Clockwise or counterclockwise viewed from stern			
	Dry weight	kg(lbs)	210(463)		
Dry weight (with YX-71-1 marine gear)	kg(lbs)	Approx. 1060(2337)			

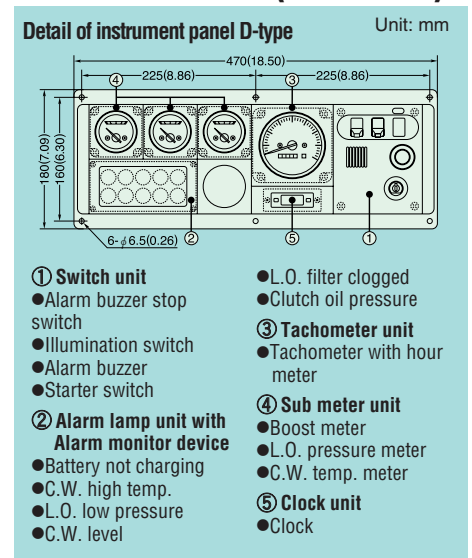
## DIMENSIONS



## PERFORMANCE CURVES



## INSTRUMENT PANEL CONTAINS FOLLOWING ITEMS (STANDARD)



## ACCESSORIES

●: Standard △: Optional

Item	Name of accessories	Q'ty	Remark
Installation	Installation plate for wooden boat	2	△
	Adjusting shim for engine	1 set	△
	Adjusting shim for marine gear	1 set	△
	Installation bolt kit	1 set	△
	Jack bolt	1 set	△
	Chock liner, bolt & nut for steel boat	1 set	△
Air	Exhaust gas pipe	1	△(125A)
	Breather hose with fittings	2	●
	Exhaust gas silencer	1	△
	Exhaust flexible joint for T/C out	1	●(125A)
	Intake air filter	1	●
	Engine room ventilator (T-70 70m <sup>3</sup> )	1	△
Fuel oil	Fuel oil sedimentary filter	1	△
	Fuel oil pipes	1	△
	Fuel oil feed pump (mounted on engine)	1	●
Lubrication oil	Fuel oil filter (mounted on engine)	1	●
	Lub. oil filter (mounted on engine)	1	●
Cooling system	Evacuation hand pump (mounted on engine)	1	●
	Kingston cock for wooden boat	1	△
	Kingston valve for wooden boat	1	△
	Raw water pipe & fittings	1	△
	Raw water filter	1	△
	Biige pump (mounted on engine)	1	△

Item	Name of accessories	Q'ty	Remark	
Cooling system	Fresh water sub tank (mounted on hull)	1	●	
Electric device	Starting motor (24V-4.0kW)	1	●	
	Charging alternator (24V-35A)	1	●	
	Battery switch	1	△	
	Control head (1-handle type)	1	△	
Remote control	2-handle head with push-pull cable	Cable length: 5m	1 set	△
		ditto: 7m	1 set	△
		ditto: 10m	1 set	△
		ditto: 12m	1 set	△
	Wireharness	length: 6m	1	△
		ditto: 7m	1	△
		ditto: 10m	1	△
		ditto: 12m	1	△
	Cooling system	Instrument panel for wheel house	1	●
		Dual type Instrument panel	1	△
Connection wireharness for dual panel		1	△	
Stop motor solenoid		1	△	
Exh. gas thermometer (T/C in-let)		2	△	
Instrument panel		1 set	●	
Half coupling (rough bored) with bolt		1 set	●	
Daily maintenance tool kit		1 set	●	
Operation manual	1 set	●		
	Flexible mount (rubber type)	tset	△	

Note: All data subject to alteration without notice.

## YANMAR CO., LTD.

1-32, Chayamachi, Kita-ku, Osaka 530-8311 JAPAN  
Telephone: 06-6489-8063 Facsimile: 06-6489-1082  
http://www.yanmar.co.jp